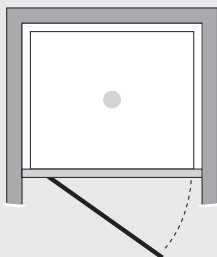


Free Porta battente (in nicchia)



Caratteristiche prodotto

FR1P



- CABINA DOCCIA MODELLO FREE
- SERIE FRAME (CON TELAIO)
- PORTA CON APERTURA SOLO ESTERNA A BILICO
- CHIUSURA MAGNETICA CON GUARNIZIONE IN SILICONE TRASPARENTE



- LARGHEZZA 60 > 100 cm.
- ALTEZZA DI SERIE 197,5 cm. (MAX 197,5 cm.)



- ESTENSIBILITA' 40 mm.



- SPESSORE VETRO 6 mm.



Finiture Profili




EXTRABRILL




BIANCO



EFFETTO INOX
SPAZZOLATO



BIANCO
MATERICO



NERO
MATERICO



CATINO




ONDA



JOIN

Piatti compatibili


Finiture Vetri




TRASPARENTE



CINCILLÁ



SATINATO



BRONZO



FUMÉ



SERIGRAFIA 1



SERIGRAFIA 2