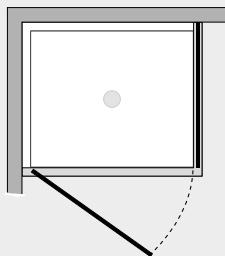


# Free *P. battente c/lato fisso (comp. ad angolo)*



## Caratteristiche prodotto

FR1P+FRFI



- CABINA DOCCIA MODELLO FREE
- SERIE FRAME (CON TELAIO)
- PORTA CON APERTURA SOLO ESTERNA A BILICO
- CHIUSURA MAGNETICA CON GUARNIZIONE IN SILICONE TRASPARENTE



- LARGHEZZA 60 > 100 cm.
- PROFONDITA' 20 > 160 cm.
- ALTEZZA DI SERIE 197,5 cm. (MAX 197,5 cm.)



- ESTENSIBILITA' 20+20 mm. (largh.) 20 mm. (prof.)




- SPESSORE VETRO 6 mm.



## *Finiture Profili*




EXTRABRILL




BIANCO  
LUCIDO




EFF. INOX  
SPAZZOLATO




BIANCO  
MATERICO



NERO  
MATERICO



ORO



RAME




TITANIO



BIANCO  
PERLATO

## *Finiture Vetri*




TRASPARENTE



CINCILLÀ



SATINATO



BRONZO



FUMÈ



EXTRACHIARO


## *Lavorazioni speciali*



SERIGRAFIA 1



SERIGRAFIA 2



SGG TIMELESS®